

# L TIMING PULLEYS

0.375" Trapezoidal Pitch

For 0.500" Wide Belts

With Flanges

Steel/Iron

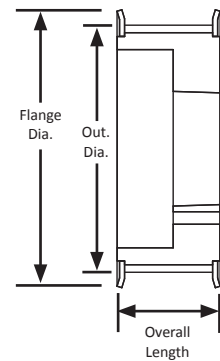
Black Oxide Plating

QD® style

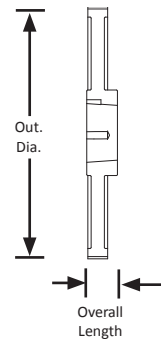


Part Number	No. of Teeth	Type	Pitch Dia. (in)	Out. Dia. (in)	Flange Dia. (in)	Bushing	Face Width (in)	Overall Length (in)
QD18L050	18	E1F	2.149	2.119	2.375	JA	0.750	0.750
QD20L050	20	E1F	2.387	2.357	2.625	JA	0.750	0.750
QD22L050	22	E1F	2.626	2.596	2.875	JA	0.750	0.750
QD24L050	24	E1F	2.865	2.835	3.094	SH	0.750	0.750
QD26L050	26	E1F	3.104	3.074	3.33	SH	0.750	0.750
QD28L050	28	E1F	3.342	3.312	3.566	SH	0.750	0.750
QD30L050	30	E1F	3.581	3.551	3.8	SDS	0.750	0.750
QD32L050	32	B1F	3.82	3.79	4.044	SDS	0.750	0.750
QD36L050	36	B1F	4.297	4.267	4.52	SDS	0.750	0.750
QD40L050	40	B1F	4.775	4.745	5.000	SDS	0.750	0.750
QD44L050	44	B1F	5.252	5.222	5.474	SDS	0.750	0.750
QD48L050	48	B1F	5.730	5.700	5.950	SDS	0.750	0.750
QD60L050	60	C3	7.162	7.132	-	SD	0.750	1.250
QD72L050	72	C3	8.594	8.564	-	SD	0.750	1.250
QD84L050	84	C3	10.027	9.997	-	SD	0.750	1.250
QD96L050	96	C3	11.459	11.429	-	SD	0.750	1.250
QD120L050	120	C3	14.324	14.294	-	SD	0.750	1.250

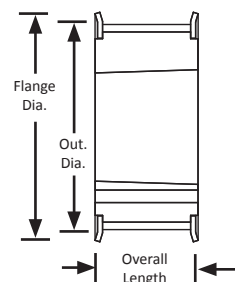
TYPE B1F




TYPE C3



TYPE E1F



For matching QD® bushings, see page 372.



For L pitch pulley stock and flanges, see page 264.